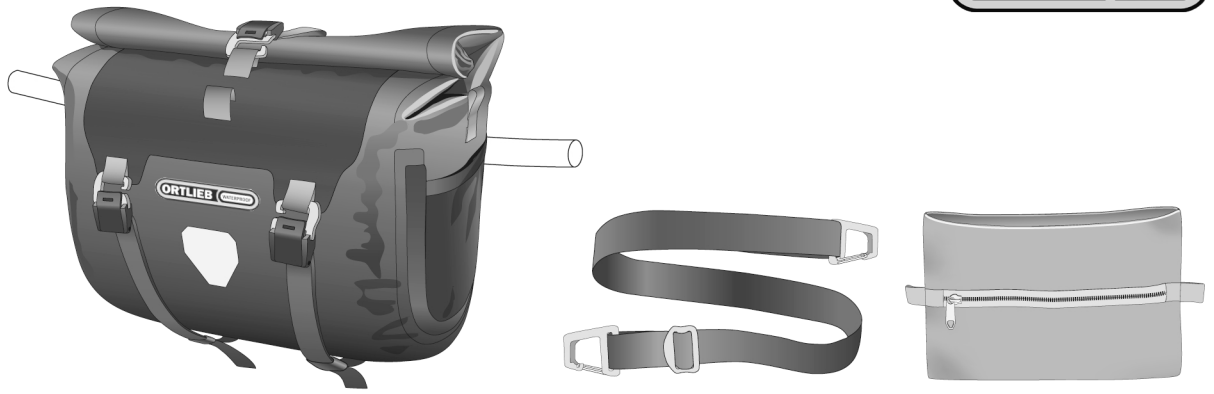


HANDLEBAR-PACK PLUS



- DE MONTAGEANLEITUNG
- GB ASSEMBLY INSTRUCTIONS
- FR INSTRUCTIONS DE MONTAGE
- IT ISTRUZIONI DI MONTAGGIO
- NL MONTAGE HANDLEIDING
- DK MONTERINGSVEJLEDNING
- ES INSTRUCCIONES DE MONTAJE
- SE MONTERINGSANVISNING
- NO MONTERINGSANVISNING
- FI ASENNUSOHJEET
- PL INSTRUKCJA MONTAZU
- JP 装着方法



HANDLEBAR MOUNTING-SET QR


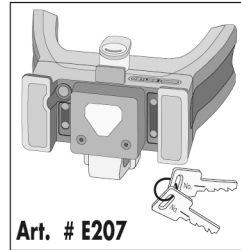
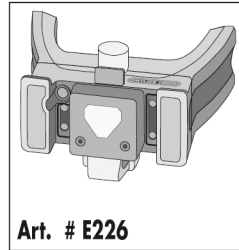
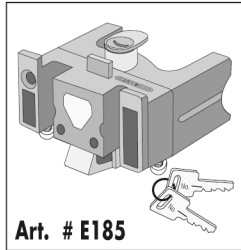
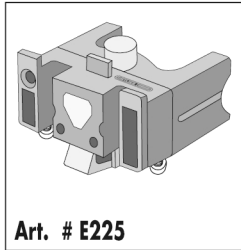
HANDLEBAR MOUNTING-SET

HANDLEBAR MOUNTING-SET WITH LOCK

HANDLEBAR MOUNTING-SET E-BIKE

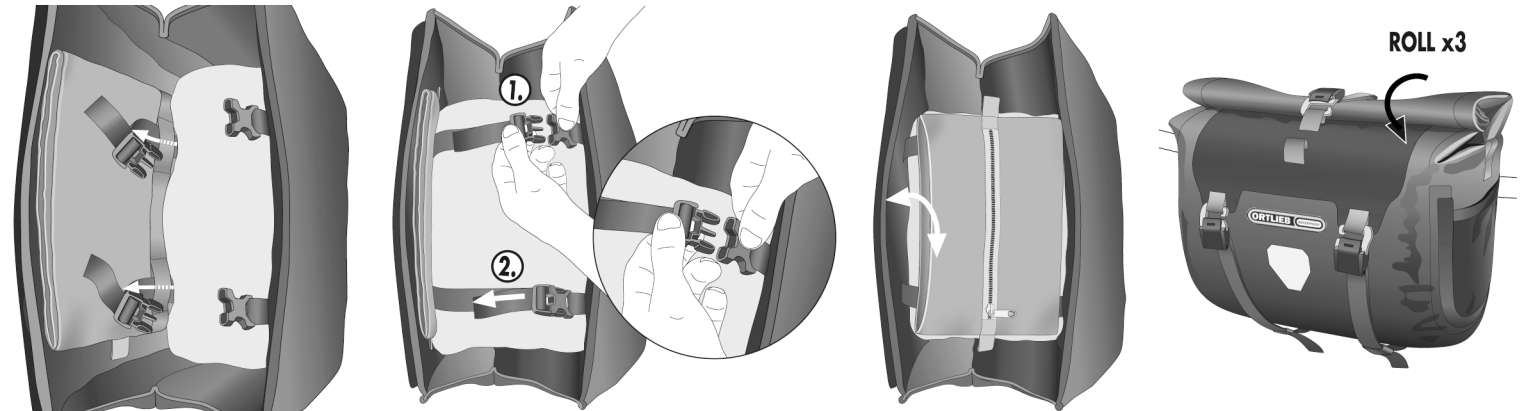
HANDLEBAR MOUNTING-SET E-BIKE WITH LOCK

BAR-LOCK-MOUNTING-SET



1. INSTALL INNER POCKET

2. OPEN / CLOSE BAG



3. COMPRESS

4. CONNECT SHOULDER STRAP

5. SECURE SHOULDER STRAP FOR RIDING



5. SECURE SHOULDER STRAP FOR RIDING

MAX. LOAD

TEST!

CHUCK! = NO JUMP!

